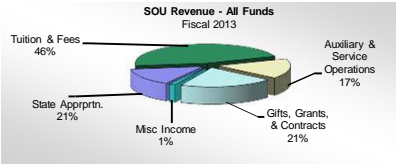


**Southern Oregon University
Economic Impact Data - 2013**

Revenue Categories (FY 13 actuals)

State Appropriation	\$13,518,004
Tuition & Fees	\$43,267,105
Auxiliary & Service Operations	\$15,616,408
Gifts, Grants, & Contracts	\$19,646,630
Misc Income	<u>\$1,310,307</u>
Total	\$93,358,454



Selected Expenditures (FY 13 actuals)

	Total	Oregon Only	Jackson & Josephine
Capital Expenses	\$8,865,243	\$2,680,573	\$2,407,000
Vendor Payables (excl. capital expense)	\$12,281,430	\$5,127,695	\$3,609,909
Employee Travel*	\$844,399	\$416,761	
Payroll	\$36,216,366		
Other Payroll Expenses (OPE)	\$18,118,603		

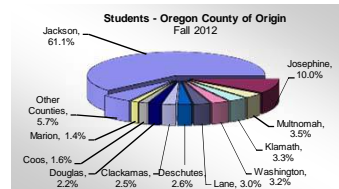
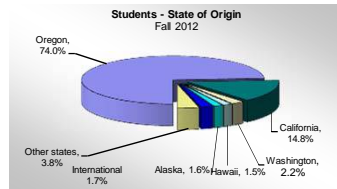
* reflects all employee only travel expenses in the "Total" col. vs in-state travel expenses in the "Oregon Only" col.
† reflects SOU funds used for scholarships and excludes federal, state, and private sector scholarships

Employment *(AY 12/13 data)	Fall 12	Winter 13	Spring 13	Summer 13
Headcount	727	715	736	574
FTE	606.3	602.2	616.1	543.6

* counts exclude temps, students, and irreg. empl. agreements

Enrollment (AY 12/13 data)

	<u>Headcount</u>	<u>FTE</u>
Fall	6572	4605
Winter	6117	4394
Spring	5234	3973
Smmr	2015	979



Financial Aid Disbursements* (AY 12/13 data)

	Fall 12	Winter 13	Spring 13	Summer 13	Total
	\$15,263,893	\$15,174,026	\$14,593,351	\$2,596,507	\$47,627,776

* Amounts include federal grants (e.g. Pell) and Federal loans (Direct student and PLUS, Perkins), state grants (OOG), private and institutional scholarships, and excludes college work study awards.

Expenditures having an economic impact	Regional Impact	Oregon Impact
payroll	\$36,216,366	\$36,216,366
Health benefits (38% of OPE)	\$6,885,069	\$6,885,069
Vendor S&S payments	\$3,609,909	\$5,127,695
Employee travel	na	\$416,761
Residential student discretionary spending	\$2,631,600	\$2,631,600
Commuter student discretionary spending	\$34,744,500	\$34,744,500
Capital expenses	\$2,407,000	\$2,680,573
Total	\$86,494,444	\$88,702,564
2.0 multiplier effect	\$172,988,888	\$177,405,128

Other noteworthy items not on our books

Housing project (FY 12)	\$8,800,000	(primarily So. Or. Contractors in these roles)
Total budget for housing project	\$44,000,000	(primarily So. Or. Contractors in these roles)

Other Economic Impacts to Consider

Student Discretionary Spending - Residential*	\$2,631,600, based on \$2,924/yr/fte multiplied by 900 fte students living on campus
Student Discretionary Spending - Commuter†	\$34,744,500, based on \$7,721/yr/fte times 4500 fte students living off campus
SOU Graduate's Employment Locale	83% Oregon, 66% Jackson & Josephine - Bach. Grad. Survey, Class of 2005
Fine & Performing Arts	The Performing Arts department put on 56 theatre performances (total attendance 5,674) and 28 concerts (total attendance 4,613) in 2012-2013
Schneider Museum of Art	Nearly 100 special events with a total attendance of over 4500 people
Youth Programs	Appr. 2500 students enrolled in classes, workshops, & residential camps such as Academia, Academy Latina, ASC, Konaway Nika Tillicum, etc.
OLLI	over 8000 registrants in OLLI courses in 12/13 (over 600 transcribed in ESC)
DCE Workshops and Community Ed courses	over 500 participants
Preview Days	~200 prospective students and 300 guests (avg) attending six times a year
Raider Registration	~650 guests accompanying new students per year
Graduation Ceremony	~1200 degrees and certificates conferred and 2400 guests (avg) attending commencement
Career Development Fairs	~45 companies represented in four main events and over 450 students participated
Jefferson Public Radio	NPR and CPB station affiliate with over 9,000 contributing members and over 65,000 weekly listeners in the Rogue Valley
Small Business Development Center	Assisted in creating 15 new businesses creating 33 new jobs

* estimated an annual 2% CPI increase to arrive at \$2,982 starting from a base of \$2,352 which was taken from L. Singall's "A Study of the Economic Impact of the University of Oregon" 2002 (see p.16)

† estimated an annual 2% CPI increase to arrive at \$7,721 starting from a base of \$6,210 which was taken from L. Singall's "A Study of the Economic Impact of the University of Oregon" 2002 (see p.16)